




Certificate ID: **62646**
 Client Sample ID: **350mg -3**
 Lot Number:
 Matrix: **Topicals - Salve**

Received: **8/30/19**

Scan QR Code for authenticity



Rosebud CBD
930 Newark Ave
Jersey City, NJ 07306
Attn: Alexis Rosenbaum

Authorization: Jon Podgorni, Lab Manager	Signature: 	Date: 9/5/2019
--	--	--------------------------









The data contained within this report was collected in accordance with the requirements of ISO/IEC17025:2017. I attest that the information contained within the report has been reviewed for accuracy and checked against the quality control requirements for each method. These results relate only to the test article listed in this report. Reports may not be reproduced except in their entirety.

CN: Cannabinoid Profile & Potency [WI-10-17 & WI-10-17-01] Analyst: *JSG* Test Date: *9/5/2019*

The client sample was analyzed for plant-based cannabinoids by Liquid Chromatography (LC). The collected data was compared to data collected for certified reference standards at known concentrations.

62646-CN

ID	Weight %	Concentration (mg/g)	
D9-THC	0.02	0.22	
THCV	ND	ND	
CBD	0.77	7.69	
CBDV	0.01	0.14	
CBG	0.01	0.15	
CBC	0.07	0.74	
CBN	ND	ND	
THCA	ND	ND	
CBDA	0.01	0.15	
CBGA	ND	ND	
D8-THC	ND	ND	
exo-THC	ND	ND	
Total	0.91	9.08	0% Cannabinoids (wt%) 0.8%
Max THC	0.02	0.22	
Max CBD	0.78	7.82	

Ratio of Total CBD to THC 35.7:1

Limit of Quantitation (LOQ) = 0.01 wt%

Max THC (and Max CBD) are calculated values for total cannabinoids after heating, assuming complete decarboxylation of the acid to the neutral form. It is calculated based on the weight loss of the acid group during decarboxylation: Max THC = (0.877 x THCA) + THC. This calculation does not include other cannabinoid isomers (eg. D8-THC and exo-THC). ND = None detected above the limits of detection (LOD), which is half of LOQ.

END OF REPORT